


为您的产品保驾护航

PRODUCT DATASHEET

Surface Mount Fuse

JFC1245TS TIME-LAG FUSE



Description

The JFC1245TS series Time-Lag square Surface Mount fuse are designed for high-end cloud computing servers, telecom base station power supplies, blockchain servers, and new energy vehicle battery management systems, RoHS compliant, Halogen Free and lead(Pb) exempts of the requirements of RoHS Directive, with U.S.(UL/CSA) safety agency approvals. Provide board level primary and secondary circuit protection in a wide variety of applications. With excellent inrush current withstanding capability, excellent reliability for thermal and mechanic shock, also have a high reliability and stable solder ability, end caps are available in gold/silver plated.

Agency Approvals

AGENCY	AGENCY FILE NUMBER
	Pending

Features

- Time-Lag fuse
- High current rating available
- Low temperature de-rating
- Tape and Reel for automatic placement
- Small size(12.45mm*4.5mm)
- Wide operating temperature range(-55°C to 125°C)
- RoHS compliant
- Conflict free metals
- Wide range of current rating available

Electrical Characteristics

Test Condition : All electrical test is to be conducted with the ambient air at a temperature of 25±5°C.

Operating Characteristics:

% of Ampere Rating(In)	Blowing Time
100%*In	4 hours, Min
250%*In	120 sec, Max

Applications

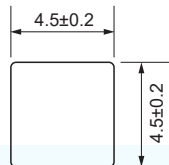
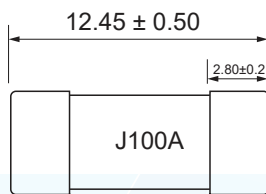
- LED lighting
- LCD backlight inverter
- PC server
- Wireless base station
- Digital camera
- Notebook PC
- Portable Devices
- Cooling fan system
- White goods
- Industrial equipment
- Battery devices
- Power supply
- Storage system
- Game console
- Medical equipment
- LCD/PDP devices
- Networking devices
- Telecom system
- Office equipment
- Automotive devices

Performance Specification

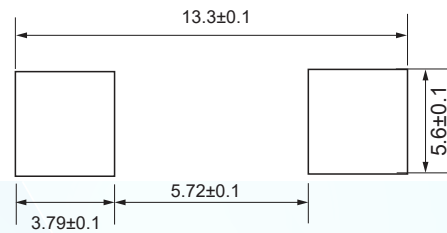
Part Number	Ampere Rating (A)	Max Voltage Rating (V)	Breaking Capacity	Nominal Cold Resistance (mΩ)	Nominal Melting I ² t (A ² S)
JFC1245-1100TS	1.00	250V DC 600V AC	1KA@32V DC	75	0.30
JFC1245-1150TS	1.50		500A@72V DC	69	0.39
JFC1245-1200TS	2.00		300A@125V DC	50	0.90
JFC1245-1250TS	2.50		100A@250V DC	45	1.49
JFC1245-1315TS	3.15		100A@600V AC	33	3.30
JFC1245-1500TS	5.00	125V DC 250V AC	1KA@32V DC 500A@72V DC 300A@125V DC 100A@250V AC	18	23.0
JFC1245-2100TS	10.0			7.25	91.0
JFC1245-2150TS	15.0			4.05	203
JFC1245-2200TS	20.0			2.97	360
JFC1245-2250TS	25.0			2.02	563
JFC1245-2300TS	30.0			1.78	810
JFC1245-2400TS	40.0			1.08	1360
JFC1245-2500TS	50.0			0.90	1949
JFC1245-2600TS	60.0			0.72	2887
JFC1245-2800TS	80.0			0.60	5270
JFC1245-3100TS	100.0	0.50	8080		

Dimensions and Structure

Unit : mm



Recommended pad layout



Material Details

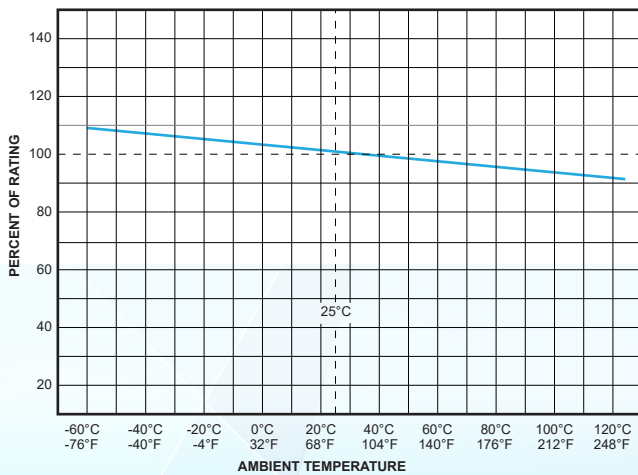
NO.	Part Name	Material
①	End caps	Au Plated Brass Cap
②	Body	Non-Transparent Square Ceramic Tube
③	Fuse element	Cu-Ag/Tin Alloy wire

Product Characteristics

No.	Item	Contain	Reference standard
①	Product Marking	Brand, Ampere Rating	JDTFUSE marking standards
②	Operating Temperature	-55°C to 125°C	55°C to 125°C with proper derating
③	Solderability	T=240°C±5°C, t=3sec±0.5sec, Coverage≥95%	MIL-STD-202, Method 208
④	Redidntance to Soldering Heat	10 sec at 260°C	MIL-STD-202, Method 210, Test Condition B
⑤	Insulating Resistance (after Opncing)	10,000 ohms minimum	MIL-STD-202, Method 302, Test Condition A
⑥	Thermal Shock	5 cycle, -65°C/+125°C, 15minutes at each extreme	MIL-STD-202, Method 107, Test Condition B
⑦	Mechanical Shock	100G's peak for 6 milliseconds, 3cycles	MIL-STD-202, Method 213, Test Condition I
⑧	Vibration	0.03"amplitude, 10-55 Hz in 1min. 2hrs each XYZ=6hrs	MIL-STD-202, Method 201
⑨	Moisture Resistance	10 cycles	MIL-STD-202, Method 106
⑩	Salt Spray	5% salt solution, 48hrs	MIL-STD-202, Method 101, Test Condition B

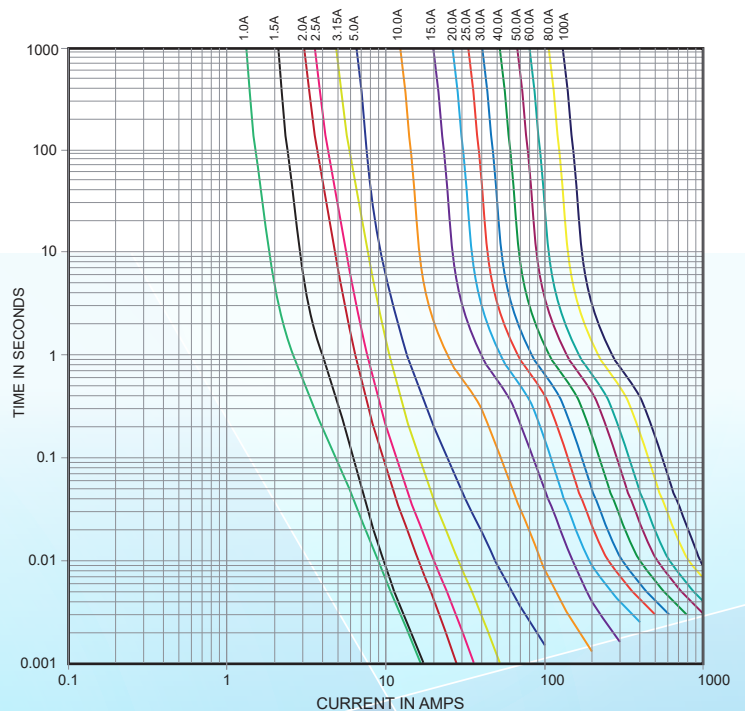
Environmental Characteristic

Temperature Derating Curve

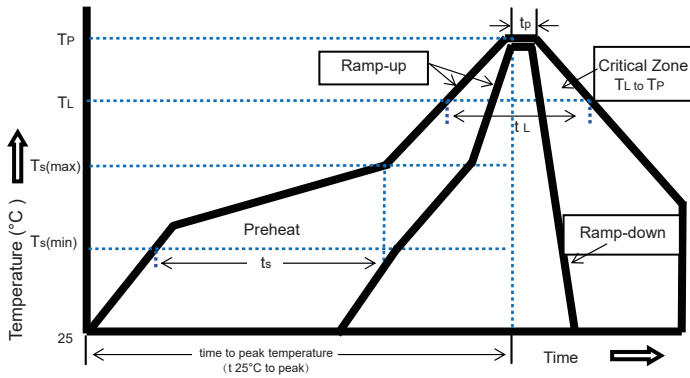


When choosing the fuse's specification, if the operating environmental temperature beyond the scope from 20-30°C, engineer should consider the environmental temperature's affection to fuse.

Average Time-Current Curve



Recommended Soldering Parameters



	Reflow Condition	Pb-Free assembly
Pre Heat	Temperature Min Ts(min)	150°C
	Temperature Max Ts(max)	200°C
	Time Min to Max (Ts)	60-120 secs
Reflow	Temperature (TL)(Liquidus)	217°C
	Time Max (TL)	60-90 seconds
Average ramp up rate (Liquidus Temp(TL) to peak)		5°C/s max
Ts(max)to TL-Ramp-up Rate		5°C/s max
Peak Temperature(Tp)		260 + 0/-5°C
Time within 5°C of actual peak Temperature(tp)		20-40 s
Ramp-down Rate		5°C/s max
Time 5°C of peak Temperature(tp)		8 min max
Do not exceed		260°C

A、 Wave/Reflow Soldering Parameters:

- Solder paste process.
- Solder Pot Temperature: 260°C Max.
- Sold Dwell Time: 5 seconds max.

B、 Hand-Solder Parameters:


- Solder Iron Temperature: 300±5°C .
- Heating Time: 1~2s max.

PACKING

NO.	Quantity	Packaging Option
JFC1245TS	1500	24mm tape-and-reel on 13 inch(330mm)reel

PART NUMBERING

JF C 1245 - xxxx T S



OTHERS

- If in use beyond the requirements of the specifications, must pass through the mutual confirmation !
- If the specification is not appropriate, must through consultation between the two sides and by the company to modify.